



## **Register SMS with a Password**

Applies to SMS versions: 11.x, 12.x  
Please contact Aquaveo for help  
with other versions

**We're here to help – Please contact us with any questions**

**Sales & Billing:**

**+1(801) 691-5528**

**[sales@aquaveo.com](mailto:sales@aquaveo.com)**

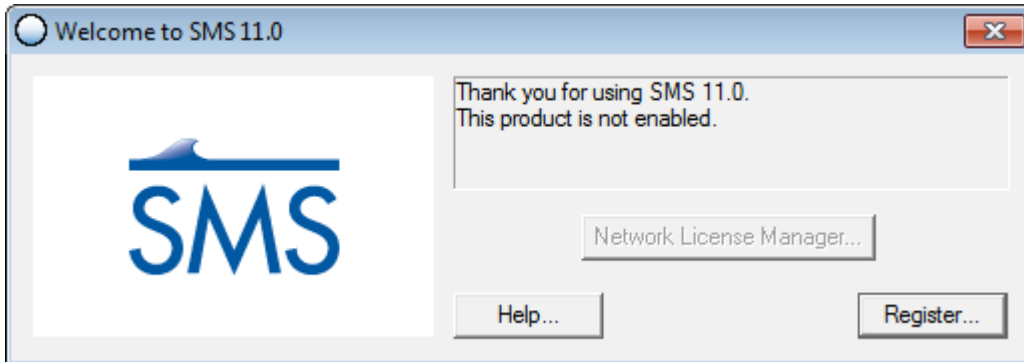
**Technical Support:**

**+1(801) 691-5530**

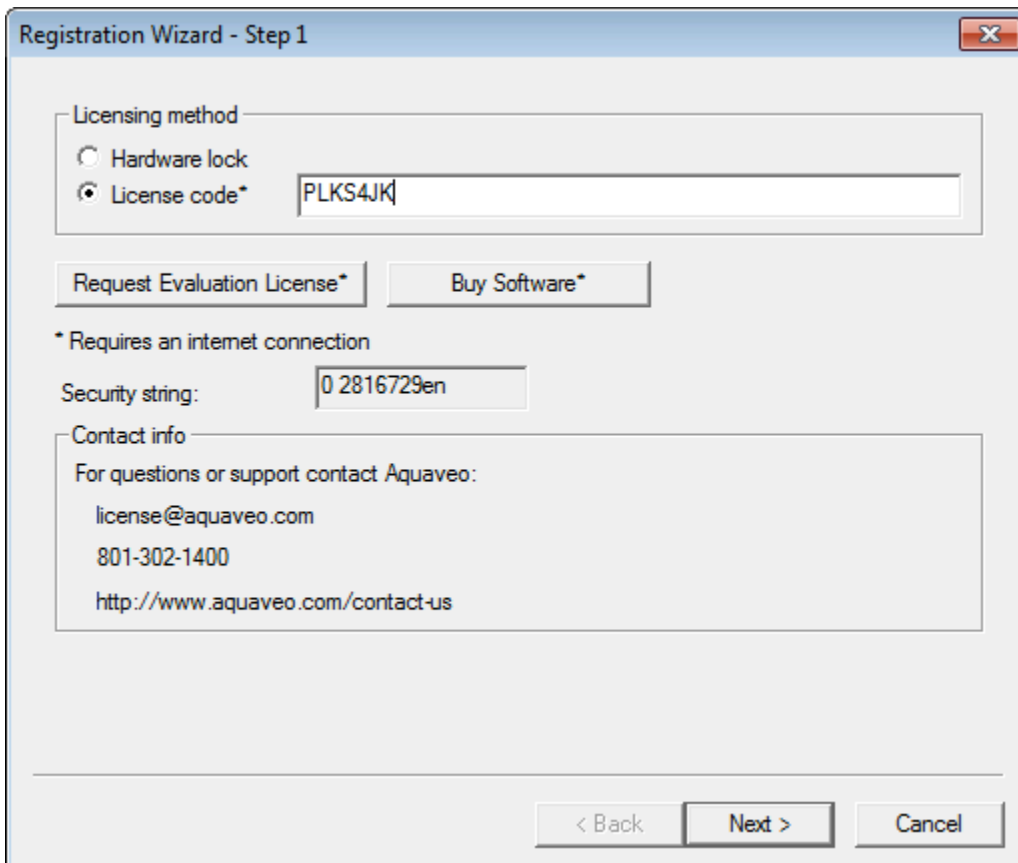
**[support@aquaveo.com](mailto:support@aquaveo.com)**

**[www.aquaveo.com](http://www.aquaveo.com)**

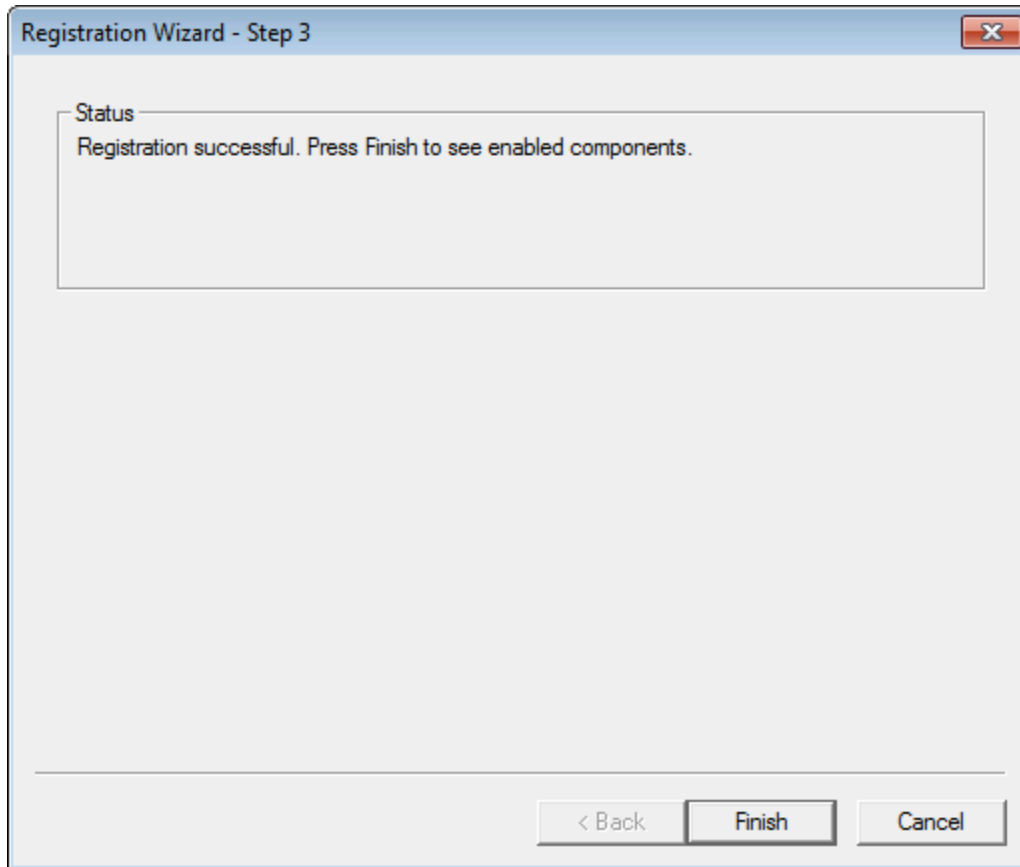
1. Start SMS and select the **Register...** button when the welcome screen appears. If the welcome screen does not appear automatically, select **Register...** from the **Help** menu in SMS.



2. Select **License code** for the Licensing method and enter the 7 digit alpha-numeric code that begins with the letter P. Click the **Next >** button.



3. If the registration is successful, click **Finish** to exit the Registration Wizard.



- 4. The Register SMS dialog displays the registered components, licensing method, and license expiration dates.

